



"The best high voltage design solution"

SP7258, 3W, Prop. SPECIFICATION SHEET



Standard Model Number : **SP7258**

RoHs Model Number : **SP7258/Y**

ELECTRICAL SPECIFICATIONS

Standard Model is NOT RoHs Compliant

Input Voltage	0-12Vdc	Input Filter	Low ESR Capacitor
Output Voltage	+ or - 1kVdc	No Load Input current	< 125mA
Output Current	3 mA	Full Load Input current	< 333mA
Voltage Accuracy	+/- 3%	Short Circuit Protection	Continuous
Line Regulation	Proportional	Switching Frequency	60 kHz
Load Regulation	+/- 10% (No Load to Full Load)	Output Isolation	6500 Vdc
Output Ripple	< 0.03% (0.3V p-p)	Input / Output Capacitance	< 30pF
Start-up Voltage	< 0.7Vdc	Linearity	Deviation <20% (Fixed Resistive Load)

GENERAL SPECIFICATIONS

Temp. Stability	+/- 0.02%/°C	Derating	None
Temp. (Operating , Case)	-20 to +85°C	Cooling	Free-Air Convection
Temp. (Storage)	-55 to +100°C		
Humidity	0 to 95% (Non-Condensing)		

PHYSICAL SPECIFICATIONS

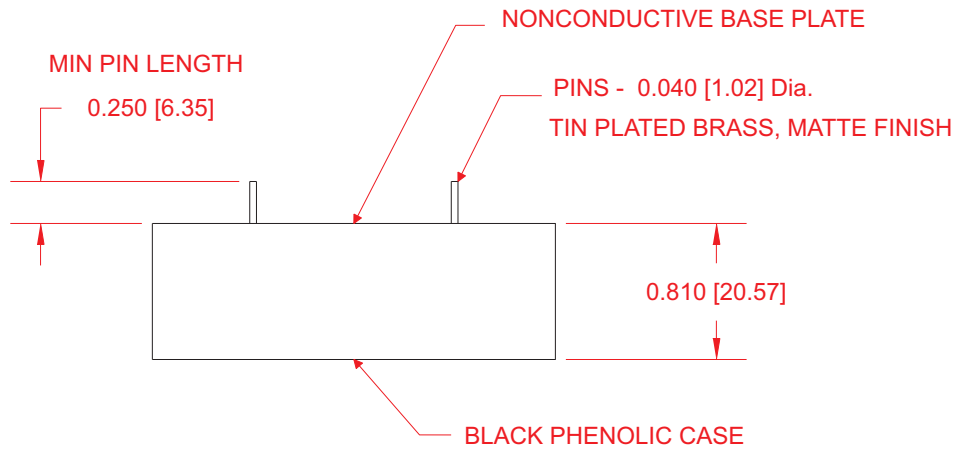
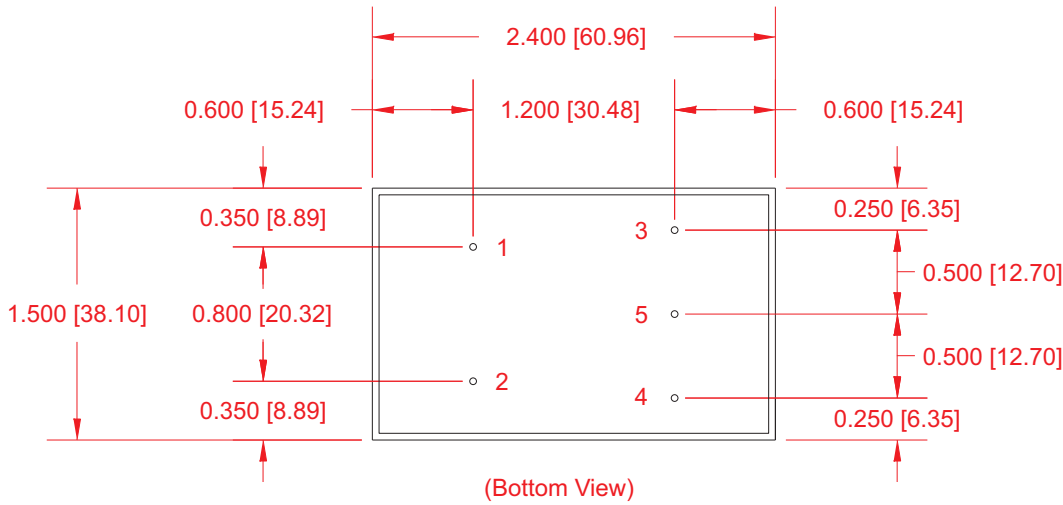
Dimensions	1.5 x 2.4 x 0.81 inches	Case Material	Black Phenolic
Weight	3.1 Oz		





"The best high voltage design solution"

SP7258, 3W, Prop. SPECIFICATION SHEET



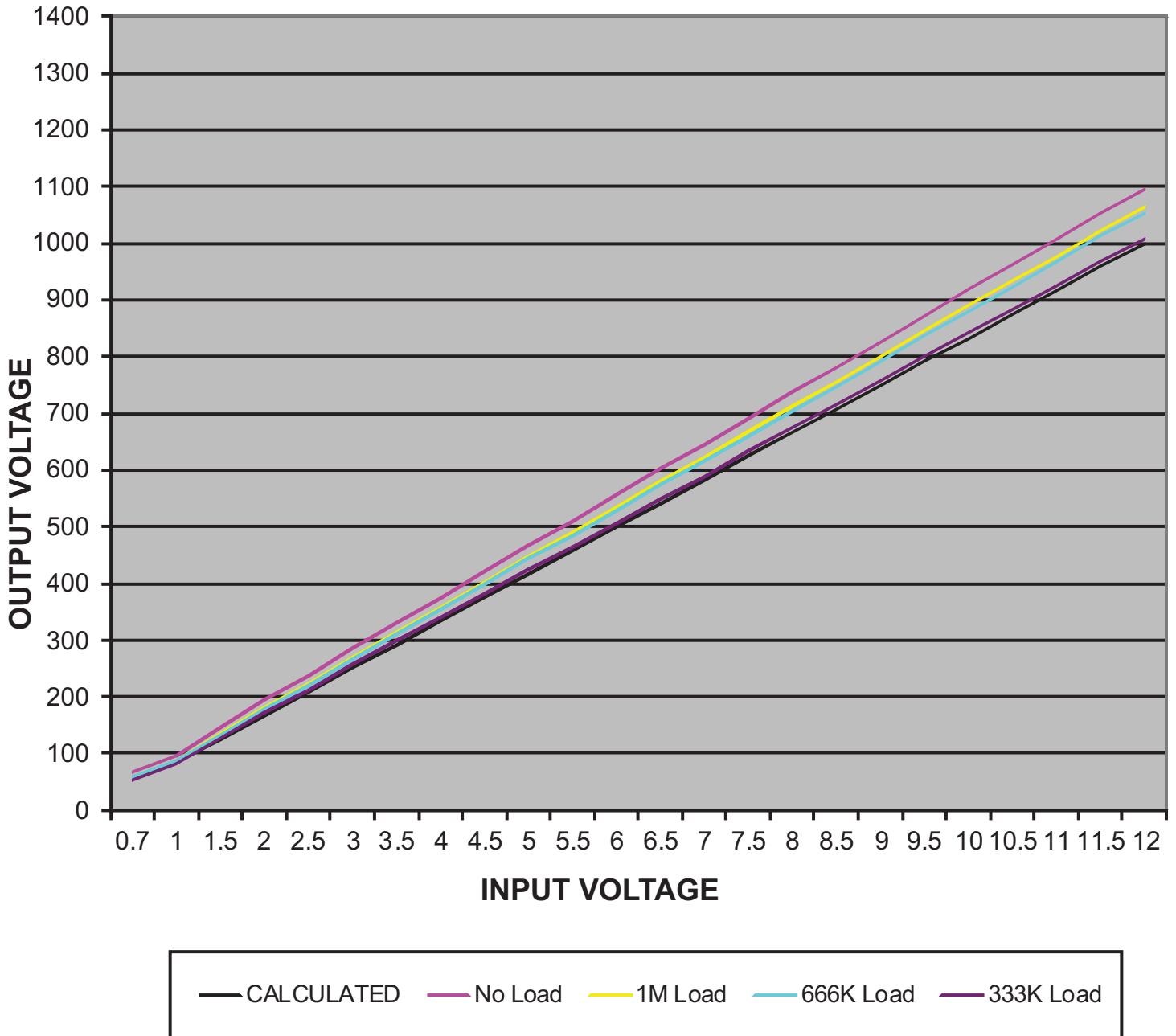
PIN #	FUNCTION
1	+ Input
2	- Input
3	+ Output
4	- Output

*Dimensions are in Inches
 [Metric equivalents in brackets]*



SP7258, 3W, Prop. SPECIFICATION SHEET

OUTPUT VOLTAGE LINEARITY





"The best high voltage design solution"

SP7258, 3W, Prop. SPECIFICATION SHEET

APPLICATION NOTES

CLEANING AGENTS

In order to avoid possible damage, any penetration of cleaning fluids must be prevented, since the power supplies are not hermetically sealed.

NUCLEAR AND MEDICAL APPLICATIONS

American Power Design products are not designed, intended for use in, or authorized for use as critical components in life support systems, equipment used in hazardous environments, or nuclear control systems without the express written consent of American Power Design, Inc.

SAFETY REQUIREMENTS

The converters are designed to meet North American and International safety regulatory requirements per UL 60950-1/CSA 22.2 No. 60950-1-07 Second Edition, IEC 60950-1:2005, and EN 60950-1:2006. Basic Insulation is provided between input and output. To comply with safety agencies requirements, an input line fuse (0.5A SB) must be used external to the converter.

If one input fuse is used for a group of modules, the maximum fuse rating should not exceed 10A.

WARRANTY

All products manufactured by American Power Design, Inc. (APD) are warranted to be free of defects due to material or workmanship for a period of one year from date of shipment. At our option, APD will repair or replace any non-conforming product.

APD expressly disclaims any liability for consequential or incidental damages resulting from the use or misuse of its products by the purchaser or others.

This warranty is in lieu of all warranties expressed or implied, including the warranties of merchantability. No other warranties, obligations, or liabilities are expressed or implied.

All products being returned for repair require a return material authorization(RMA) assigned by APD prior to return shipment.