



SP7136 SPECIFICATION SHEET



Standard Model Number : SP7136

RoHs Model Number : SP7136/Y

Standard Model is NOT RoHs Compliant

ELECTRICAL SPECIFICATIONS

Input Voltage	18-36Vdc	Input Filter	Low ESR Capacitor
Output Voltage	200Vdc	Efficiency	82% (typ.)
Output Current	25mA	Short Circuit Protection	Continuous
Voltage Accuracy	+/- 3%	Switching Frequency	130 kHz
Line Regulation	+/- 2%	Output Isolation	1000 Vdc
Load Regulation	+/- 3% (20% to full Load)	Input / Output Capacitance	< 80pF
Output Ripple	< 0.3 % P-P	EMI (Tested w/ Customer Pick-Up)	< 120mV P-P
Reference Voltage	5Vdc @ 1mA		

GENERAL SPECIFICATIONS

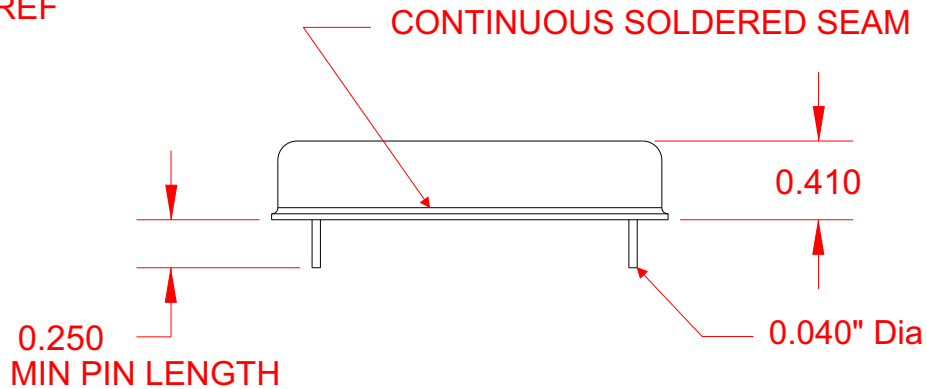
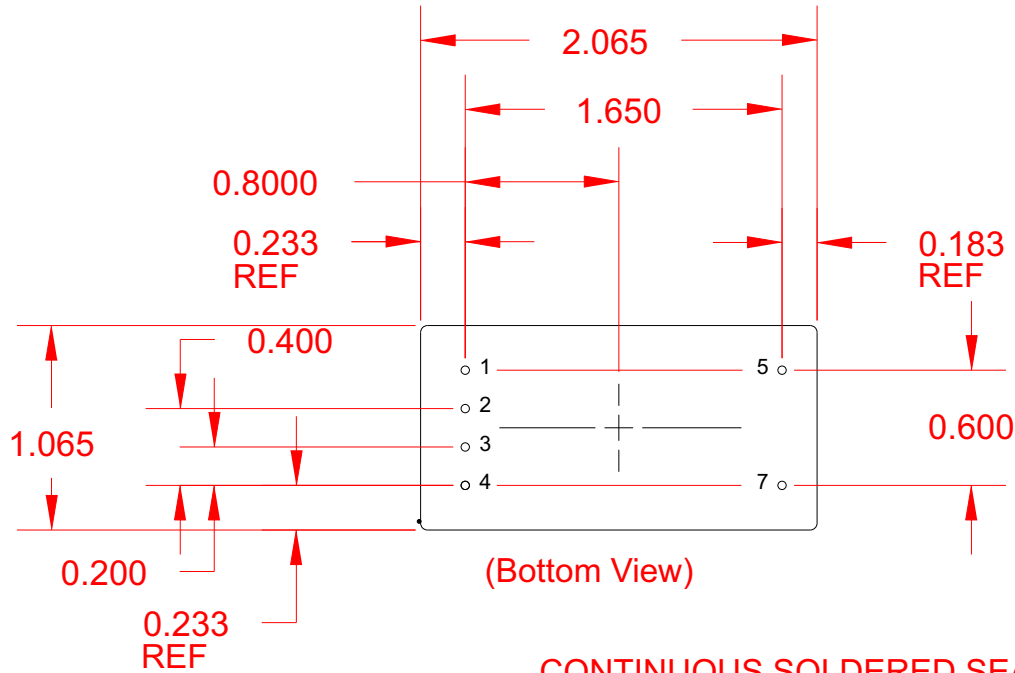
Temp. Stability	+/- 0.02%/°C	EMI/RFI	Six Sided Shield
Temp. (Operating , Case)	-25 to +70°C	Derating	None
Temp. (Storage)	-40 to +125°C	Cooling	Free-Air Convection

PHYSICAL SPECIFICATIONS

Dimensions	1 x 2 x 0.41 inches	Case Material	Nickel Plated Copper
Weight	1.2 Oz		(With Non-Conductive Base Plate)



SP7136 SPECIFICATION SHEET



PIN #	FUNCTION
1	+ Input
2	5V Ref
3	Control
4	- Input
5	+ Output
7	- Output




SP7136 SPECIFICATION SHEET

CUSTOMER PICK-UP

- 1.- Windings 100 turns of Insulated Copper wire ($\varnothing 0.4\text{mm}$) around the core.
- 2.- To stick with stronger glue (Loctite or similar) the PCB to the core.
3. - Welding the ends of wire to the PCB terminals.
- 4.- To put a a polyimide film (Kapton).
- 5.- Later, to cover with copper foil coated with an electrically conductive acrylic adhesive.
- 6.- One of the ends, it to weld the PCB, and also to copper tape (GND terminal).
- 7.- To put a a polyimide film (Kapton) again.
- 8.- Oscilloscope attached to width 30mV y 100us.

CRADLE KIT





SP7136 SPECIFICATION SHEET

CUSTOMER TEST FIXTURE

